







Getting Started with the Schoology Mobile App

Schoology has a mobile app that allows users to access Schoology on the go. The mobile app can be downloaded for Android and iOS devices to provide users with quick and easy access to many of Schoology's features.

Schoology Mobile App for iOS Devices

<p>Step One</p> <p>Search for and download the Schoology App from the App Store.</p>	
<p>Step Two</p> <p>Type Baltimore County Public Schools in to the <i>Log in Through Your School</i> box and click Continue.</p> <p>You will see three options for Baltimore County Public. Select the option with the green dot on the right-hand side.</p>	
<p>Step Three</p> <p>Log in with your BCPS One credentials.</p>	
<p>Step Four</p> <p>From your Schoology App you will now be able to access your BCPS Schoology Account. Many of the general Schoology features such as Messages, Notifications, Student Activity, Courses, Groups, Resources, and Grades can be accessed from the menu icon.</p>	

Getting Started with the Schoology Mobile App

Schoology has a mobile app that allows users to access Schoology on the go. The mobile app can be downloaded for Android and iOS devices to provide users with quick and easy access to many of Schoology's features.

Schoology Mobile App for Android Devices

Step One

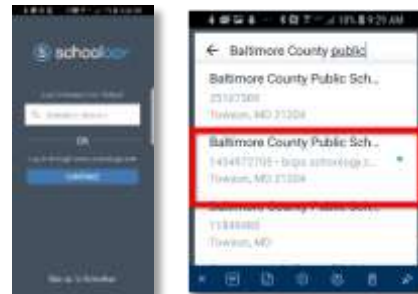
Search for and download the Schoology App from the Google Play Store.



Step Two

Type **Baltimore County Public Schools** in to the *Log in Through Your School* box and click **Continue**.

You will see three options for Baltimore County Public. Select the option with the **green dot** on the right-hand side.



Step Three

Log in with your BCPS One credentials.



Step Four

From your Schoology App you will now be able to access your BCPS Schoology Account. Many of the general Schoology features such as **Messages, Notifications, Student Activity, Courses, Groups, Resources, and Grades** can be accessed from the menu icon.

